

Health Management System

PowerSchool Fall Conference
August 2 & 3, 2010

1

Wayne Wiens
wwiens@esu9.org
ESU 9

Documents can be downloaded from
<http://public.me.com/wwiens>

2

Health Management System has four areas:

1. Immunizations
 - Whatever and however many
2. Screenings
 - Hearing, Oral Health, Scoliosis, etc
3. Office Visits
4. Certifications
 - setup rules for compliance

Pg 3

3

Who is going to be responsible for this data?

4

What screens do they need access to?

5

Setup Access

6

Determine Group

- Select the Staff member
- Click on the Security link
- Verify the Group
 - May need to create a new group

Pg 3 7

Set Group Security Permissions

Setup access so health staff can only access necessary screens!

- System > Security > Groups & select group
- Set Default Access to View Only

Pg 3 8

Set Group Security Permissions.....

- Set access to Health & Immunization screens

- Accessible Screens - check Health & others

Pg 3 9

* If you nurse has trouble accessing certain pages, you will need to set PAGE LEVEL permissions.

- See Appendix for instructions

10

Setup Immunizations

11

Immunizations

- District > Health > Immunizations tab
- Click Vaccines and then the **+Add**

Health

Function	Description
Vaccines	Define vaccines and doses.
Exemption Types	Define exemption types.
Certificate Types	Define types of immunization records presented.

Note: These settings apply to all schools using this PowerSchool server.

12

Add Vaccines

Health

Immunizations Screenings Office Visits Grade Level Entry Certifications

Vaccines

Polio

Require users to certify transcription accuracy

Submit

Check box to make user verify student entry is accurate.

13

Add New Vaccine

Vaccine Name * Polio

Vaccine Code * P

State Report Name

State Report Code

Number of Doses * 5

Description This field can indicate the rules for this vaccine. How many dose, by what age, etc.

This vaccine is optional

* - required field

Cancel Update

14

Pearson's suggested names & codes

Name - Code

Polio - IPV
DTP - DTP
MMR - MMR
HIB Meningitis - HIB
Hepatitis B - HepB
Hepatitis A - HepA
Varicella (Chicken pox) - VCP
Rotavirus - RV
Tetanus - Td
Tuberculosis - TB
Influenza - INF
Pneumococcal Conjugate - PCV
Pneumococcal Polysaccharide - PPV

15

Add Exemption Type

- District > Health > Immunizations tab
- Click Exemption Types & then the **+Add**

Exemption Name *

Exemption Code *

State Report Name

State Report Code

* - required field

Pg 7 16

Add Certificate Type

- District > Health > Immunizations tab
- Click Certificate Type & then the **+Add**

Certificate Name *

Certificate Code *

State Report Name

State Report Code

Default Certificate

* - required field

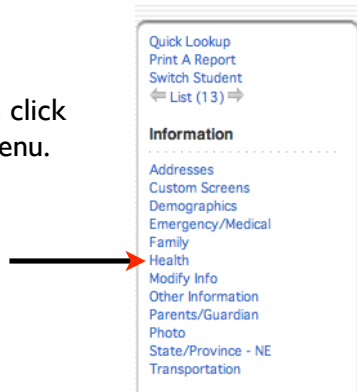
Pg 9 17

Student Immunization Entry

18

Viewing Student Health Info

- Select a student, then click Health in the main menu.



19

- Click in the date box to enter a date and select a Certificate type.

- May need to check the “I attest box” before submitting, depending on the vaccine setup.

20

- Click on the name of the vaccine to set Exemption Type and Out of compliance.

21

Setup Screenings

22

Set Up Screenings

- District > Health > Screenings tab
 - Select a screening type
 - Hearing
 - Oral Health
 - Scoliosis
 - Tuberculosis
 - Vision and Color
 - Vital Signs/Biometrics
 - Click the **+Add** button

Pg 11 23

Health Screening Configuration

Screening Types	Hearing																																																												
<ul style="list-style-type: none">HearingOral HealthScoliosisTuberculosisVision and ColorVital Signs/Biometrics	<p>Screening Provider Type <input type="button" value="+Add"/></p> <table border="1"><thead><tr><th>Display Value</th><th>State Code</th><th>State Name</th><th>Edit</th><th>Delete</th></tr></thead><tbody><tr><td colspan="5">No records found.</td></tr></tbody></table> <p>Left Ear Test Result <input type="button" value="+Add"/></p> <table border="1"><thead><tr><th>Display Value</th><th>State Code</th><th>State Name</th><th>Edit</th><th>Delete</th></tr></thead><tbody><tr><td colspan="5">No records found.</td></tr></tbody></table> <p>Right Ear Test Result <input type="button" value="+Add"/></p> <table border="1"><thead><tr><th>Display Value</th><th>State Code</th><th>State Name</th><th>Edit</th><th>Delete</th></tr></thead><tbody><tr><td colspan="5">No records found.</td></tr></tbody></table> <p>Test Type <input type="button" value="+Add"/></p> <table border="1"><thead><tr><th>Display Value</th><th>State Code</th><th>State Name</th><th>Edit</th><th>Delete</th></tr></thead><tbody><tr><td colspan="5">No records found.</td></tr></tbody></table> <p>Screening Outcome <input type="button" value="+Add"/></p> <table border="1"><thead><tr><th>Display Value</th><th>State Code</th><th>State Name</th><th>Edit</th><th>Delete</th></tr></thead><tbody><tr><td colspan="5">No records found.</td></tr></tbody></table> <p>Hearing Waiver Reason <input type="button" value="+Add"/></p> <table border="1"><thead><tr><th>Display Value</th><th>State Code</th><th>State Name</th><th>Edit</th><th>Delete</th></tr></thead><tbody><tr><td colspan="5">No records found.</td></tr></tbody></table> <p><input type="button" value="Submit"/></p>	Display Value	State Code	State Name	Edit	Delete	No records found.					Display Value	State Code	State Name	Edit	Delete	No records found.					Display Value	State Code	State Name	Edit	Delete	No records found.					Display Value	State Code	State Name	Edit	Delete	No records found.					Display Value	State Code	State Name	Edit	Delete	No records found.					Display Value	State Code	State Name	Edit	Delete	No records found.				
Display Value	State Code	State Name	Edit	Delete																																																									
No records found.																																																													
Display Value	State Code	State Name	Edit	Delete																																																									
No records found.																																																													
Display Value	State Code	State Name	Edit	Delete																																																									
No records found.																																																													
Display Value	State Code	State Name	Edit	Delete																																																									
No records found.																																																													
Display Value	State Code	State Name	Edit	Delete																																																									
No records found.																																																													
Display Value	State Code	State Name	Edit	Delete																																																									
No records found.																																																													

24

Field	Description
Hearing	<ul style="list-style-type: none"> Screening Provider Type Left Ear Test Result Right Ear Test Result Test Type Screening Outcome Hearing Waiver Reason
Oral Health	<ul style="list-style-type: none"> Screening Provider Type Treatment Urgency Screening Outcome Oral Health Waiver Reason
Scoliosis	<ul style="list-style-type: none"> Screening Provider Type X-Ray Film Impression Screening Outcome Scoliosis Waiver Reason
Tuberculosis	<ul style="list-style-type: none"> Screening Provider Type Chest X-Ray Impression Skin Test Result Skin Test Type Screening Outcome Tuberculosis Waiver Reason
Vision and Color	<ul style="list-style-type: none"> Screening Provider Type Color Blind Test Result Left Eye Test Result Right Eye Test Result Screening Outcome Vision Waiver Reason
Vital Signs/Biometrics	<ul style="list-style-type: none"> Screening Provider Type Weight Status Screening Outcome Vital Signs/Biometrics Waiver Reason

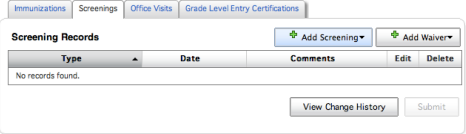
25

Student Screening Entry

26

Enter Student Screening Records

- District > Health > Screenings tab
- Click **+ Add Screening** button and select the type of screening.



27

Hearing Example

Screening Details

Screening Provider Name Screening Date

Screening Provider Type Grade Level

Hearing Test

Left Ear Test Result Right Ear Test Result

Test Type Hearing Referral Date

Hearing Aid

Test Conducted Late

Outcome & Comment

Screening Outcome

Comment

Cancel Add

28

Setup Office Visits

29

Set up Office Visits

- District > Health > Office Visits tab
 - Add a Office Visit type
 - Type
 - Provider Type
 - Outcome
 - Click the **+Add** button

30

Health

Immunizations | Screenings | Office Visits | Grade Level Entry Certifications

Office Visits Configuration

Office Visit Type + Add

Display Value	State Code	State Name	Edit	Delete
No records found.				

Office Visit Provider Type + Add

Display Value	State Code	State Name	Edit	Delete
No records found.				

Office Visit Outcome + Add

Display Value	State Code	State Name	Edit	Delete
No records found.				

Submit

31

Add Office Visit Type

Display Value *

State Report Name

State Report Code

? Cancel Add

32

**Student
Office Visit
Entry**

33

Enter Student Office Visits

- District > Health > Office Visits tab
- Click **+ Add** button and select the type of screening.

Type	Date	Comments	Edit	Delete
No records found.				

Pg 34 34

Visit Details

Visit Type: [Dropdown] Contact with Parent/Guardian

Provider Name: [Text] Provider Type: [Dropdown]

Visit Date: [Date Picker]

Visit Time In: [Time Picker] PM [Time Picker] Visit Time Out: [Time Picker] PM [Time Picker]

Visit Reasons

Issue/Visit Reason: [Text] Assessment: [Text]

Outcome & Actions

Visit Outcome: [Dropdown]

Actions: [Text]

Cancel Add

35

Grade Level Entry Certifications

36

Add Grade Level Entry Certifications

- District > Health > Grade Level Entry Certifications tab
- Click **+ Add** button for the Grade Level Entry Certification

Health

Immunizations | Screenings | Office Visits | Grade Level Entry Certifications

Grade Level Entry Certification Configuration

Grade Entry Level Certification + Add

Grade Level	Description	Edit	Delete
No records found.			

Certification Status Values (All Grade Levels) + Add

Display Value	State Code	State Name	Edit	Delete
No records found.				

Submit

Pg 17 37

Add Grade Level Entry Certifications

Grade Level *
Description

- PK-4
- PK-3
- PK-2
- PK-1
- Kindergarten
- 1st Grade
- 2nd Grade
- 3rd Grade

Cancel Add

38

Set up Certification Status Values

- District > Health > Grade Level Entry Certifications tab
- Click **+ Add** button for the Certification Status Values

Health

Immunizations | Screenings | Office Visits | Grade Level Entry Certifications

Grade Level Entry Certification Configuration

Grade Entry Level Certification + Add

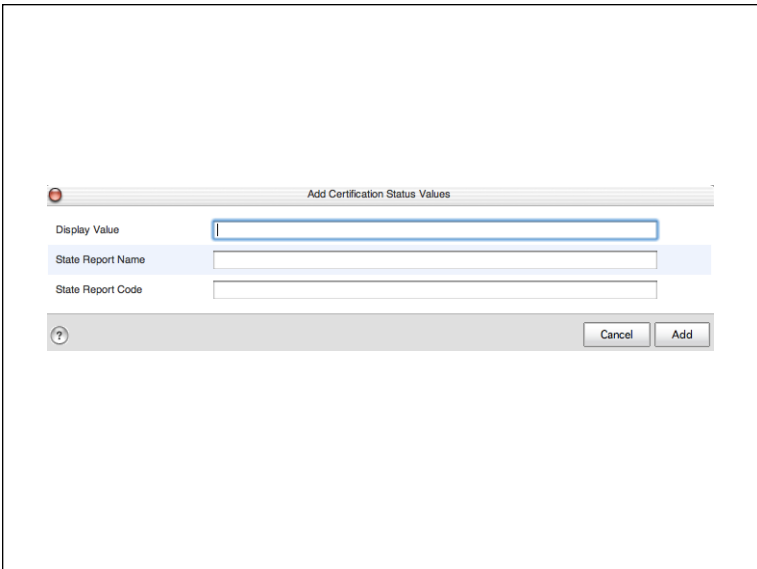
Grade Level	Description	Edit	Delete
No records found.			

Certification Status Values (All Grade Levels) + Add

Display Value	State Code	State Name	Edit	Delete
No records found.				

Submit

Pg 18 39



40

Student Certifications

41

Enter Student Grade Level Entry Certification

- District > Health > Grade Level Entry Certifications tab
- Click **+ Add Grade Level** button and select the grade level.

Immunizations | Screenings | Office Visits | **Grade Level Entry Certifications**

[+ Add Grade Level*](#)

Grade Level	Date	Comments	Certification Status	Edit	Delete
No records found.					

[Submit](#)

Pg 34 42

Add Kindergarten

K's must have these vaccines. Polio, DTP, etc.....

Certification Status *

First Name of Certifier * Middle Name of Certifier Last Name of Certifier *

Certification Date

Comment

?

43

Search for Students by Immunization Compliance

- Select a group of students, then select Immunization Compliance from the Functions popup

Student Selection

Select a student to view student screens or choose the popup menu below to perform an action for the current selection.

Matches: (161)

- (HPS) ANDREWS, BEAU
- (HPS) ARCHIE, NICOLE
- (HES) ARNDT, ABBEY
- (HES) ARNDT, ASHLYNN
- (HES) ARNDT, JACOB
- (HES) ARNDT, JAYLEN
- (HPS) ARNETT, CALEB
- (HPS) ARNETT, COLE

- Batch Address Validation
- Batch Boundary Validation
- Counselor's Screen
- Enrollment Summary
- Export Using Template
- Fee Functions
- ID/Password Assignment
- Immunization Compliance
- Invalid Requests
- LDAP Directory Synchronization
- List Students

Pg 39 44

Immunization Compliance Parameters

Option	Value
Students	<input type="radio"/> All active students in District Office
	<input checked="" type="radio"/> The selected 161 students
Vaccine	<input type="radio"/> Any mandatory vaccine
	<input checked="" type="radio"/> Only this vaccine: <input type="text" value="Polio"/>
Compliance	<input checked="" type="radio"/> Not Compliant
	<input type="radio"/> Compliant
	<input type="radio"/> Any
Exemption	<input checked="" type="radio"/> Not Exempt
	<input type="radio"/> Exempt
	<input type="radio"/> Any
Doses	fewer than: <input type="text"/>

Selecting "Any mandatory vaccine" will return students who meet the compliance, exemption, and dose (if specified) parameters for any immunization record.

Selecting "Only this vaccine" will return students who meet the compliance, exemption, and dose (if specified) parameters for the immunization record associated with the specified vaccine.

45

Importing your existing health data.

46

Where is immunization data stored?

Student Table

Lastfirst	Id	Street	Polio 1	Polio 2
Albert, Tessa	8713	13050 Maple Road	3/10/95	6/19/96
Anderson, Brian	9439	P.O. Box 784	2/22/93	9/28/94
Baird, Tim	8714	P.O. Box 726	5/12/98	7/27/99

Immunization Table*

LastFirst	ID	Vaccine	Date
Albert, Tessa	8413	Polio	3/10/95
Albert, Tessa	8413	Polio	6/18/96
Albert, Tessa	8413	MMR	8/13/98

*It is not a physical table, but a virtual table.

47

Two Step Process

1. Export out health data from Student table
2. Import in health data into Immunization table

48

Export Health data

1. Identify what fields contain health data
2. Select students
3. Go to DDE
 1. System > Direct Data Export DDE
4. Click on Export Records
5. Export Student_Number & All Immunization fields

Hint: Use DDA, click on Use All Fields, copy field list to a word document, delete fields, then paste back into DDA or DDE

49

Importing Immunization Data

- Import file must include these fields:
 - Student_Number
 - WhenInput
 - WhoInput
 - (VaccineCode)_(DoseNumber)_Date
 - (VaccineCode)_(DoseNumber)_CertificateType
- These fields are optional:
 - (VaccineCode)_ExemptionType
 - (VaccineCode)_ComplianceStatus

* See file *PMPS_additional_imports_V2.1.xls* for details Pg 4

50

Modify Exported file

1. Open exported file in Excel
2. Add columns
 1. WhenInput & WhoInput
 2. (VaccineCode)_(DoseNumber)_CertificateType
ex: polio_1_CertificateType
3. Modify names of the columns containing the dates
 1. ex: polio_1_Date

51

Import Example

Student_Number
 WhenInput
 WhoInput
 Polio_1_Date
 Polio_2_Date
 Dtp_1_Date
 Dtp_4_Date
 Polio_1_CertificateType
 Polio_2_CertificateType
 Dtp_1_CertificateType
 Dtp_2_CertificateType
 Polio_ExemptionType *
 Polio_ComplianceStatus *

* Optional

52

Example

A	B	C	D	E	F	G	H	I	J	K	L	M
student_number	DTP_1_Date	DTP_2_Date	HBV_1_Date	HBV_1_Date	HBV_2_Date	WhenInput	WhoInput	DTP_1_Certif	DTP_2_Certif	HBV_1_Certif	HBV_2_Certif	
10433	9/6/2002	11/7/2002	10/3/2003	7/2/2002	9/2/2002	4/19/10	W Wiens	IM	IM	IM	IM	IM
10198	9/6/2002	11/7/2002		7/4/2002	9/6/2002	4/19/10	W Wiens	IM	IM	IM	IM	IM
10548	9/4/2004	11/4/2004		7/4/2004	9/4/2004	4/19/10	W Wiens	IM	IM	IM	IM	IM
10528	9/4/2004	11/4/2004	10/9/2005	9/4/04	11/4/2004	4/19/10	W Wiens	IM	IM	IM	IM	IM
10534	9/3/2003	11/3/2003		9/3/2003	11/3/2003	4/19/10	W Wiens	IM	IM	IM	IM	IM
10464	9/3/1997	12/13/1997	11/30/1998	8/20/1997	12/13/1997	4/19/10	W Wiens	IM	IM	IM	IM	IM
10096	9/3/1995	11/29/1995		11/29/1995	1/29/1995	4/19/10	W Wiens	IM	IM	IM	IM	IM
10418	9/23/2003	6/14/2004	10/4/2004	3/28/03	9/23/2003	4/19/10	W Wiens	IM	IM	IM	IM	IM
10188	9/21/1999	1/10/1999	9/21/1999	7/7/1999	1/10/1999	4/19/10	W Wiens	IM	IM	IM	IM	IM
10512	9/2/2002	11/2/2002	7/3/2003	9/2/2002	11/2/2002	4/19/10	W Wiens	IM	IM	IM	IM	IM
10618	9/2/2002	11/2/2002	9/3/2003	9/2/2002	11/2/2002	4/19/10	W Wiens	IM	IM	IM	IM	IM
71796	9/18/1996	12/10/1996	4/25/1997	7/18/1996	9/18/1996	4/19/10	W Wiens	IM	IM	IM	IM	IM
10885	9/11/1996	12/12/1996		11/18/2003	12/19/1993	4/19/10	W Wiens	IM	IM	IM	IM	IM

53

Questions?

54

Appendix

55

Set Page-Level Permissions

- Turn on Page Permissions
 - System > Security > Access to Page Permissions
- Set individual page permissions on these pages:
 - District > Health >
 - Immunizations
 - Screenings
 - Office Visits
 - Grade Level Entry Certifications

Pg 3

56

Health

Function	Description
Vaccines	Define vaccines and doses.
Exemption Types	Define exemption types.
Certificate Types	Define types of immunization records presented.

Note: These settings apply to all schools using this PowerSchool server.

© Pearson Education, Inc., or its affiliate(s). All rights reserved.

Modify access privileges for this page

Select View-only or Full depending on the screen.

5 Nurse Group default None View-only Full

57